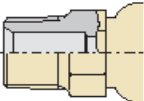
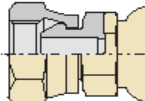
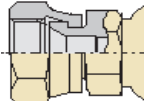
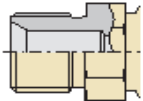
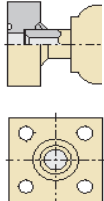
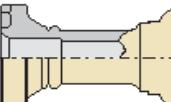
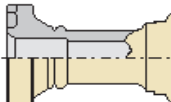
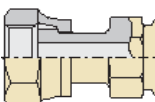
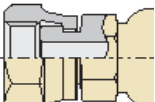
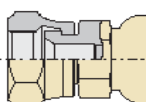
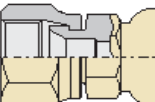
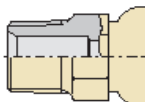
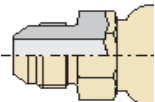
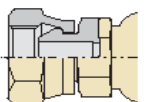
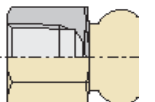


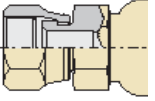
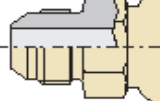
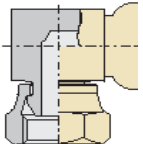
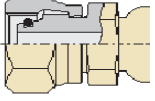
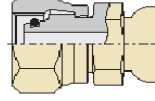
## 接头接续部分(螺纹部)的种类一览

- 我公司按照JIS及ISO规格，如下列举了接头部分的螺纹种类，并给它们编上R、F等字母，作为产品编号。
- 每个软管都设计有不同的接头系列，而且每个系列的标准接续螺纹种类各不相同，详细请参阅各系列登载的内容。
- 虽然以SS、SC相当钢表面处理(三价锌·铬酸盐处理)后的产品为标准，但是也可以对应不锈钢、黄铜等材质，请另行咨询。

<b>R</b>	管用锥形外螺纹 (日本R型)	<b>C</b>	管用直行内螺纹 (日本G型)	<b>F</b>	管用直行内螺纹 (日本G型)	<b>G</b>	管用直行外螺纹 (日本G型)	<b>K</b>	方形法兰 JIS SHA [JIS20.5MPa用]
		(凸面30°密封) 		(凹面30°密封) 		(凹面30°密封) 			

<b>S</b>	SAB法兰 S:标准型(Code61)	<b>H</b>	SAB法兰 H:高压型(Code62)	<b>Q2</b>	UNF内螺纹	<b>Q2C7</b>	UNF内螺纹	<b>F2</b>	UNF内螺纹 (凹面37°密封)
				(平面密封) 		(平面密封) 		(凹面37°密封) 	

<b>F4</b>	公制内螺纹 (M型)	<b>R1</b>	美制管用 (NPTF型)	<b>J2</b>	UNF外螺纹	<b>C1</b>	美制管用 直行内螺纹 (NPCM型)	<b>D</b>	管用锥形内螺纹 (日本Rc型)
(凹面30°密封) 		锥形外螺纹 		(凸面37°密封) 		(凸面37°密封) 			

<b>F</b>	UNF内螺纹	<b>J3</b>	UNF外螺纹	<b>CE9</b>	管用直行内螺纹90° (日本G型)	<b>MQ</b>	DIN标外螺纹 (M型)	<b>MQ5</b>	DIN标外螺纹 (M型)
(凹面45°密封) 		(凸面45°密封) 				(凸面12°密封含O型圈槽)  ISO8434-1 heavy Series		(凸面12°密封含O型圈槽)  ISO8434-1 heavy Series	

● 因为把超高压软管Primoline用的接头形状作为专用种类了，所以请参阅55~58页。